



ACBLscore Instructions

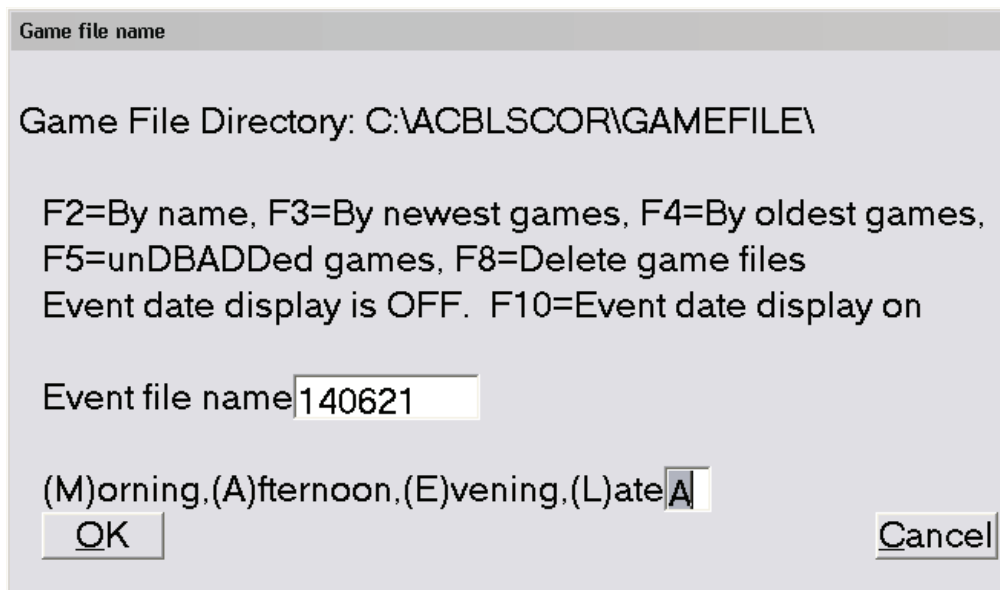
Game Setup Instructions

In general, your setup for these games will be the same as for any Charity Club Championship. There are some differences, however, and you will need to have the most recent version of ACBLscore in order to process the games. You can download this from the ACBL website at:

http://www.acbl.org/clubs_page/acblscore/download-acblscore/

With regard to the sessions you will be using, this will conform to standard ACBL session time. Morning games are from 12:01 a.m. to noon, afternoon sessions are from noon to 6:00 p.m. and evening sessions last from 6:00 p.m. to midnight. ACBLscore will allow you to create multiple events in the same game file, so you can have multiple games in one game file listed under separate section letters.

1. Create your game file as normal for the date and session.



The screenshot shows a dialog box titled "Game file name". The main text reads "Game File Directory: C:\ACBLSCOR\GAMEFILE\". Below this, there are several lines of text: "F2=By name, F3=By newest games, F4=By oldest games, F5=unDBADDED games, F8=Delete game files" and "Event date display is OFF. F10=Event date display on". There is an input field for "Event file name" containing the text "140621". At the bottom, there is a text field with "(M)orning,(A)fternoon,(E)vening,(L)ate" and a cursor in the "A" position. There are "OK" and "Cancel" buttons at the bottom.

2. When you add your section and build your movement, you will not be restricted to the standard minimum of 18 boards for charity championships. For The Longest Day, games of as few as 12 boards will be eligible. The short games will display the Alzheimer's Fund masterpoint rating on their initial masterpoint rating screen, while the games above 18 boards will need to go through the Fund rating screen before being able to select the correct rating.

Short Game

Select event rating

- 1 Club Masterpoint
- 2 Club Championship
- 3 Bridge Plus
- 4 Pupil Game
- 5 Introductory Game
- 6 No masterpoints
- 7 Alzheimer Fund game**

OK Cancel Help

Long Game

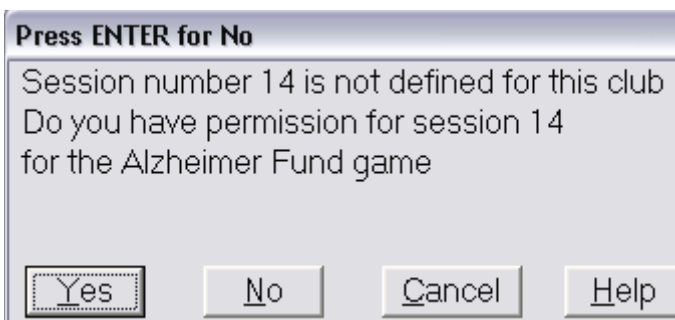
Select event rating

- 1 Club Masterpoint
- 2 Club Championship (ALL) / Club Appreciation
- 3 Fund (Charity, International, Junior, etc)**
- 4 District / Unit Game (ALL)
- 5 North American Pairs or Teams (Club or Unit level)
- 6 Canadian Events (ALL)
- 7 ACBL Membership
- 8 ACBL / World / District Wide (Instant, Seniors, etc)
- 9 Sectional Tournament at Clubs (STAC) or Prog. Sectional
- 10 Bridge Plus
- 11 Pupil Game
- 12 Introductory Game
- 13 No masterpoints

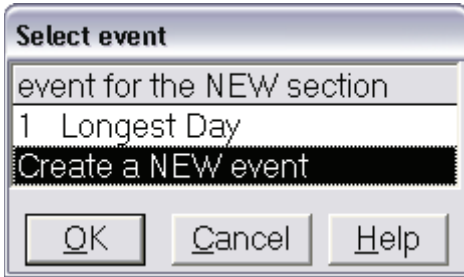
OK Cancel Help



3. All clubs are authorized to hold their Longest Day games on one day during the week June 18-25, 2023. These games do have to be associated with your club as part of the masterpoint rating. When ACBLscore asks is you have permission, answer yes.



- When adding a second game within the same session, ACBLscore will ask if you want to create a new event after creating a second section in the game file.



If you are starting a new game, you would select “Create a NEW event”, and then select your existing event if you have multiple sections running at the same time. We suggest giving each new event a distinctive name on the tournament data screen that comes up at the end of the section setup.



Tournament data for event number 2

Event name

Session

Date

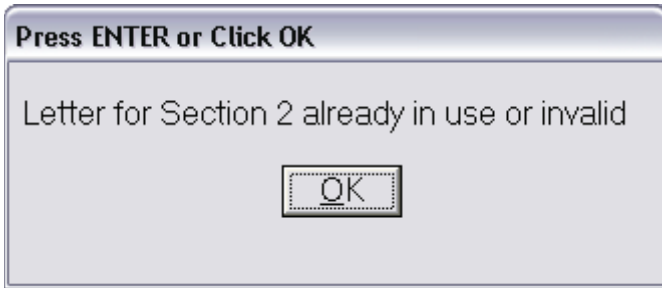
Director

Club No.

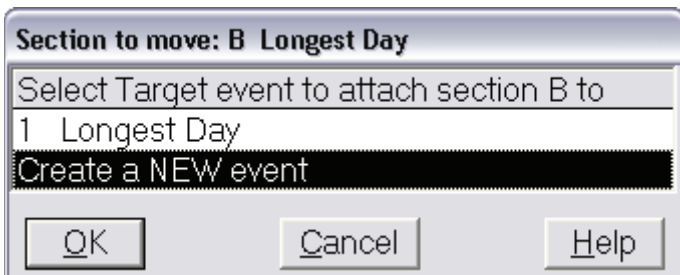
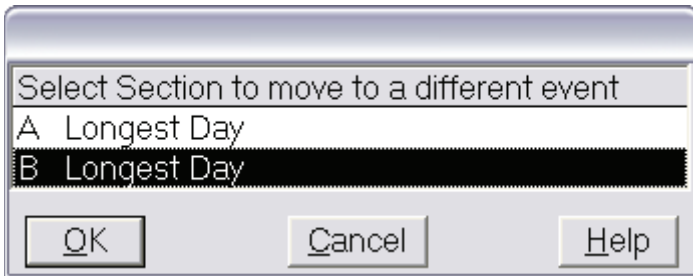
Club name

ESC or F9 = done

By selecting a new event, you will be able to enter players who are playing in multiple games into the new sections. You will need to select a different section letter than you have previously used or you will get this message:



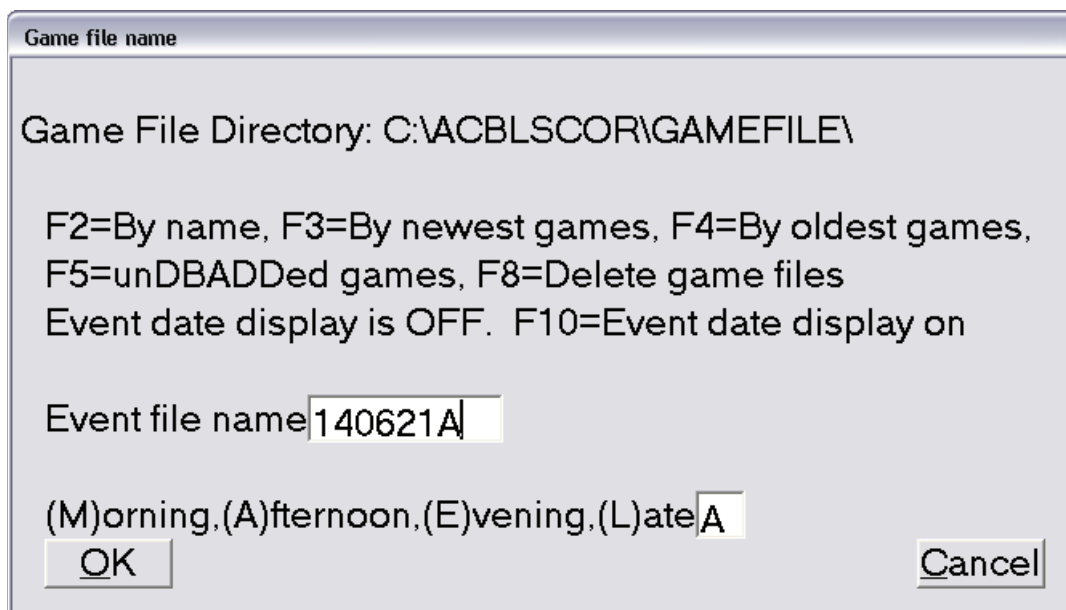
If you have not selected a new event, when you try to enter a player that is listed in a previous section, the program will not stop you, but when you try to DBADD the game file, you will get error messages about being listed in multiple sections. If this has occurred, you will need to un-DBADD the game and then use the CFG1 command to move the duplicate section into a new event.



By having distinctive names for each event, it will be easy to distinguish when you need to move a section to another event.

Remote Scoring Devices

Using remote scoring devices presents some additional complexities for this game. If you are using remote scoring devices, you will need to open new game files for each set of games you hold, even if they are in the same session time as defined by ACBL. So, you will need to add designator letters to the names of the game files when you create them.



Game file name

Game File Directory: C:\ACBLSCOR\GAMEFILE\'

F2=By name, F3=By newest games, F4=By oldest games,
F5=unDBADDED games, F8=Delete game files
Event date display is OFF. F10=Event date display on

Event file name 140621A

(M)orning,(A)fternoon,(E)vening,(L)ate A

OK Cancel

Also, because the games sections are listed under the same session times, you must use different section letters in each game file so that the games will report correctly.

Reporting the Game

Upload the game to Live for Clubs as you would any Charity Game. ACBLscore treats The Longest Day games as charity championship games, so it will correctly report the money you raise. This will calculate the standard fees for a Charity Game (\$5.10 per table for games 18 boards and over, or \$4.65 for 12-17 board games.)

If you raise additional funds please send those directly to the Alzheimer's Association using the appropriate mail-in donation form.

Alzheimer's Association donation mail-in form

ACBL donates 100% of the table and sanction fees collected on The Longest Day to the Alzheimer's Association.