




Thursday, Sept. 15

▶ Results from the Fall Into Bridge Tournament



▶ Mini-Lessons for Intermediate/Newcomer Players

Looking for some bridge tips before the game? We'll be posting video mini-lessons (30 minutes or less) from bridge celebrities every morning, Just click [here](#).



Thursday

Patty Tucker
What Do You Know?

Michael Berkowitz
Picturing the Hidden Hand

Saturday

Donna Compton
The Clue Is in the Bidding

Friday

GS Jade Barrett
What Does That Card Mean?

Sunday

Adam Parrish
When To Draw Trumps

▶ Today's Speakers



Patty Tucker is a leading bridge teacher and creator of the popular Learn Bridge In A Day? program. She was named Honorary Member of the Year in 2016 and inducted into the Hall of Fame in 2019 for her contributions to bridge as a teacher. She is a Grand Life Master and an ABTA Master Bridge Teacher.



Michael Berkowitz is a bridge teacher, writer and player living in Salt Lake City UT with his wife, Emily, and dog, Yeti. He works at Bridge With Larry Cohen and you can find his work at [larryco.com](#) and in the ACBL Bridge Bulletin.



Fall into Bridge

Thurs.-Sun., Sept. 15-18, 2022

ACBL Tournament

Regionally Rated - All Times Eastern



Daily Two-Session Events

Award Gold & Red Points - Must Play Both Sessions - \$30 per player

Midday Two-Session Event Schedule

- 1:15 pm & 4:45 pm ET** **Golden Corn Maze Gold Rush Pairs** (750/400/200)
No player may have more than 750 masterpoints
- 1:15 pm & 4:45 pm ET** **Apple Picking Mid-Flight Pairs** (3000/1250)
No player may have more than 3000 masterpoints
- 1:15 pm & 4:45 pm ET** **Pumpkin Spice Top-Flight Pairs** (unlimited/4000)



Daily Intermediate/Newcomer Events

Award Red points - Single Session

Play in One, Two, Three or All Four Events - \$15 per player, per session

- 10:15 am, 1:30 pm, 5:00 pm & 8:00 pm ET** **Touchdown 499er Pairs** (500/300/100)(No 8pm Sunday)
No player may have more than 500 masterpoints



Daily Side Games

Play in at least two sessions of the same series for a chance to win gold!

Play in One, Two, Three or All Four Sessions - \$15 per player, per session

- 10:15 am ET** **Creaking Staircase Side Game Series**
(unlimited/1500/500)
- 1:30 pm ET** **Rattling Chains Side Game Series**
(unlimited/1500/500)
- 5:00 pm ET** **Flickering Lights Side Game Series**
(unlimited/1500/500)
- 8:00 pm ET** **Howling Wind Side Game Series**
(unlimited/1500/500)(No Sunday)

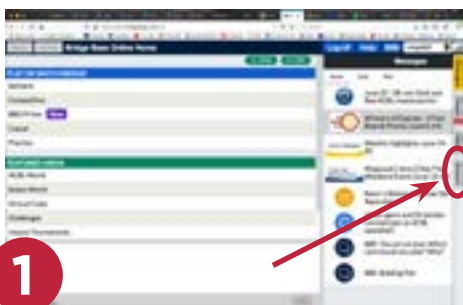


Stratification for all events is by the average masterpoint holding of the pair. In any event with an upper masterpoint limit, neither player may exceed the limit for the event. Masterpoint awards for all single-session events are red points

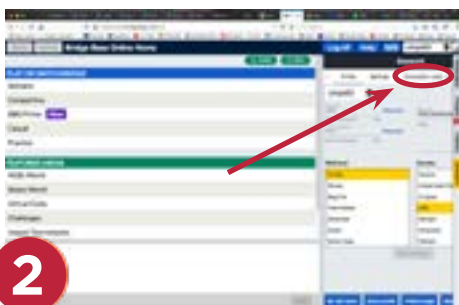


BBO Help Desk - Convention Cards

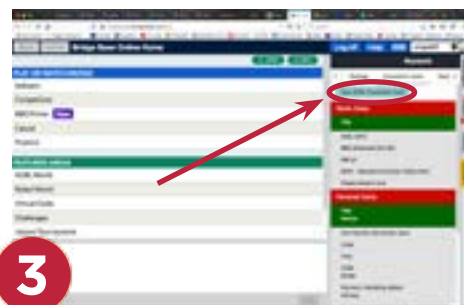
Convention cards disclose your partnership's agreements to the opponents in accordance with the rules of bridge. The ACBL requires that you and your partner make a completed convention card available. Your full names - first and last - should appear at the top. When you sit down to play or register for a tournament with a partner, BBO will see if your partnership has a convention card on file by looking at your list of Personal Cards for your partner's username. If it is there, you will be notified and the appropriate card is loaded once play starts. If your opponents follow this procedure, you'll be able to view their cards as well. Note that BBO has not yet switched to the new ACBL convention card.



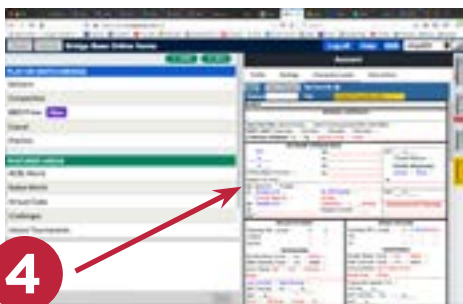
1 After logging in, click on the Account tab along the right edge. Your profile will open as shown at right.



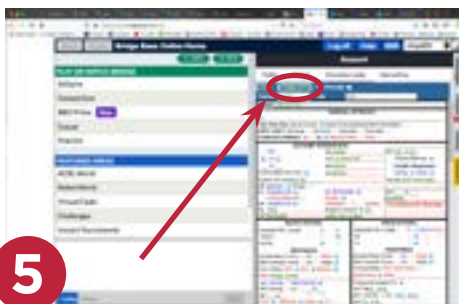
2 Click on Convention cards. The Convention cards section will open.



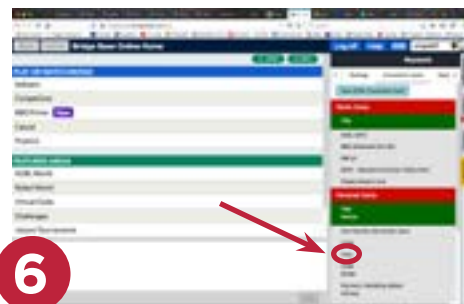
3 To fill out a new card, click on New ACBL Convention Card. If you don't want to start from a blank card, you can also select one of the Stock Cards.



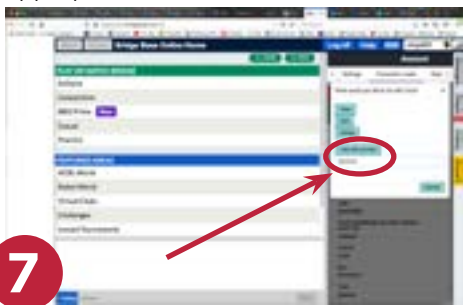
4 A blank convention card will appear. Widen the window by dragging the divider to the left. Click each blank line to place your cursor, then enter the appropriate information.



5 Continue filling in the card until it is complete. When the card is complete, click the "Save changes" button at top left.



6 To view or edit a card after it is filled out, select it from the list of Personal Cards at the bottom of the Convention cards section.



7 A prompt will ask you what you want to do with the card. Select view or edit as appropriate. In order for the card to be visible to your opponents, you must designate a partner. Enter your partner's BBO name as shown and click "Use with partner."



8 When you want to view an opponent's convention card during a game, start by clicking on the three bars.



9 If the opponents have loaded their convention card, it will appear as a choice in this menu. Select NS Convention Card or EW Convention Card. The card will pop up in another window.