




Friday, Sept. 16

▶ Results from the Fall Into Bridge Tournament



▶ Mini-Lessons for Intermediate/Newcomer Players

Looking for some bridge tips before the game? We'll be posting video mini-lessons (30 minutes or less) from bridge celebrities every morning, Just click [here](#).



Thursday

Patty Tucker

What Do You Know?

Michael Berkowitz

Picturing the Hidden Hand

Saturday

Donna Compton

The Clue Is in the Bidding

Friday

GS Jade Barrett

What Does That Card Mean?

Sunday

Adam Parrish

When To Draw Trumps

▶ Today's Speaker



G.S. Jade Barrett is a full-time bridge professional, a bridge columnist and frequent speaker. A Platinum Life Master, he has won more than 60 regional titles and several ABA national championships. He is the chairman of the North American Youth Bridge Foundation.



Fall into Bridge

Thurs.-Sun., Sept. 15-18, 2022

ACBL Tournament

Regionally Rated - All Times Eastern



Daily Two-Session Events

Award Gold & Red Points - Must Play Both Sessions - \$30 per player

Midday Two-Session Event Schedule

- | | |
|---------------------------------|--|
| 1:15 pm & 4:45 pm ET | Golden Corn Maze Gold Rush Pairs (750/400/200)
No player may have more than 750 masterpoints |
| 1:15 pm & 4:45 pm ET | Apple Picking Mid-Flight Pairs (3000/1250)
No player may have more than 3000 masterpoints |
| 1:15 pm & 4:45 pm ET | Pumpkin Spice Top-Flight Pairs (unlimited/4000) |



Daily Intermediate/Newcomer Events

Award Red points - Single Session

Play in One, Two, Three or All Four Events - \$15 per player, per session

- | | |
|--|--|
| 10:15 am, 1:30 pm,
5:00 pm & 8:00 pm ET | Touchdown 499er Pairs (500/300/100)(No 8pm Sunday)
No player may have more than 500 masterpoints |
|--|--|



Daily Side Games

Play in at least two sessions of the same series for a chance to win gold!

Play in One, Two, Three or All Four Sessions - \$15 per player, per session

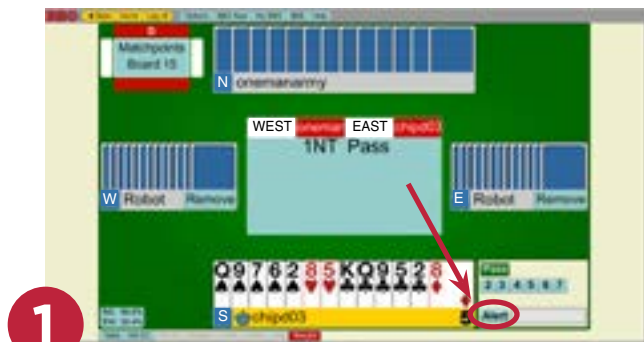
- | | |
|--------------------|---|
| 10:15 am ET | Creaking Staircase Side Game Series
(unlimited/1500/500) |
| 1:30 pm ET | Rattling Chains Side Game Series
(unlimited/1500/500) |
| 5:00 pm ET | Flickering Lights Side Game Series
(unlimited/1500/500) |
| 8:00 pm ET | Howling Wind Side Game Series
(unlimited/1500/500)(No Sunday) |



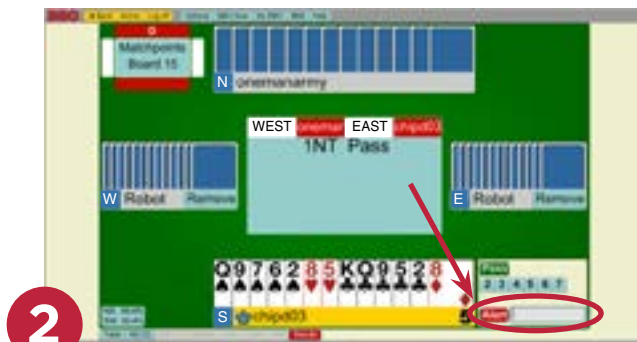
Stratification for all events is by the average masterpoint holding of the pair. In any event with an upper masterpoint limit, neither player may exceed the limit for the event. Masterpoint awards for all single-session events are red points

BBO Help Desk - How to Alert your bids

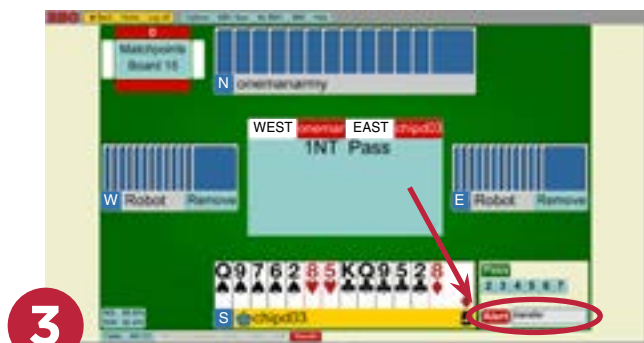
In face-to-face bridge, you Alert your partner's bids. In online bridge, you Alert your own bids. Here's how to do that.



1 It's your turn to bid, and you realize the call you're about to make requires an Alert. In this case, partner has opened 1NT and you want to transfer. Before doing anything else, click the Alert button.



2 The Alert button will turn red and a cursor will appear. Type an explanation for your call here. You can also fill in the explanation later by clicking on your bid after it appears in the auction diagram.



3 After you have entered your Alert and explanation, you are ready to select your call. Once you bid, it's too late to Alert. Select the level of your bid.



4 Next, select the appropriate strain. In this case we bid 2♥ to transfer to spades. Note: Since 2021, you say "spades" rather than "transfer" to explain.



5 When you click the suit symbol, your bid appears in the auction diagram highlighted in yellow and outlined in red. The auction continues. Note that although partner Alerted his 1NT bid as 15-17, you don't see his Alert and he can't see yours.



6 During or after the auction, you can hover over any call highlighted in yellow to see the explanation. If there is a red outline but no yellow, you can click the bid to prompt the person who made the Alert to fill in the explanation.