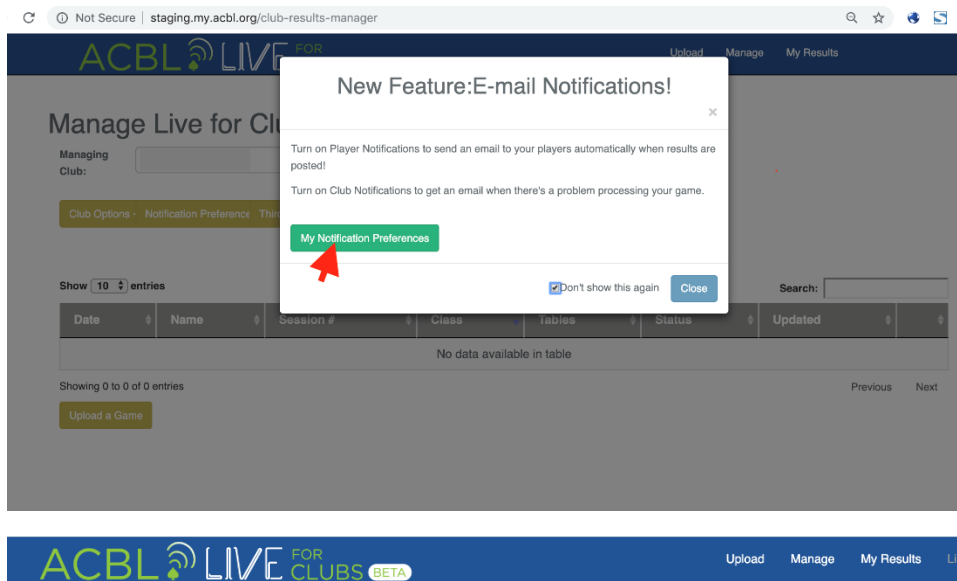


Turn on Notifications

To get started, go to your Live for Clubs manager page:

<https://my.acbl.org/club-results-manager>

Click one of the buttons for “Notification Preferences”.



Manage Live for Clubs Results

Managing Club:

[Resources for making a logo](#)

Show entries Search:

Date	Name	Session #	Class	Tables	Status	Updated
No data available in table						

Showing 0 to 0 of 0 entries Previous Next

Use the form to turn on the notifications you want. There are two types of notifications:

1. **Player Notifications** are sent to ACBL members who play in games at your club.
 - ACBL will not send these unless you turn them on for each club.
 - We use the players' email address and privacy settings that we have on file. Players can turn off notifications or change their personal Live for Clubs notification preferences here: <https://my.acbl.org/club-results/set-preferences>
 - Example of a player score notification email:



American Contract
Bridge League

ACBL  LIVE FOR CLUBS BETA




Hello Jim,

Your results for the **Monday Aft Pairs** on **Jan 25, 2019** at the **Duplicate Bridge Club** are:

- Score: **1232**
- Percentage: **65.77%**
- Masterpoints: **4.28 total points, comprised of Black: 2.74, Silver: 1.54**

We hope you have a great time playing.

[View Event](#)

join us on social media /   

PRIVACY POLICY

We have contacted you because your club conducts bridge games sanctioned by ACBL. This message contains important information regarding your game.

20XX ACBL. All rights reserved.

2. **Club Notifications** will go to the club manager and/or director. These are turned off by default, and you will specify which email address to send to when you turn them on. They can be turned back off at any time on the same page.